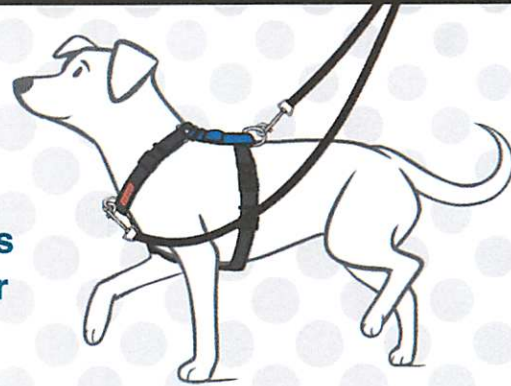




Balance HARNESS®

FITS EVERY DOG

The Balance Harness has six adjustment points to ensure the best fit for EVERY dog. It provides freedom of movement to allow for a more enjoyable walk.

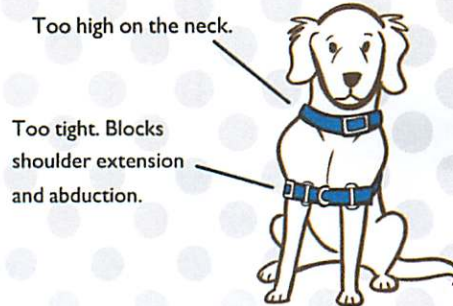


WRONG FIT



Girth strap is too tight; harness rubbing.

Girth strap pushing into elbows



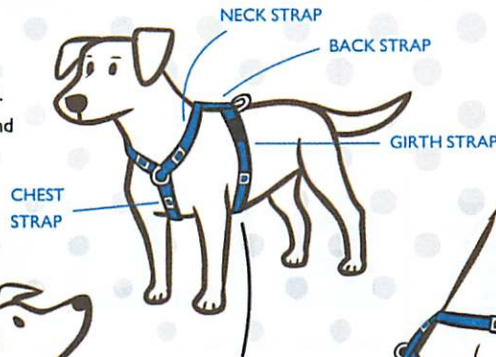
Too high on the neck.

Too tight. Blocks shoulder extension and abduction.

RIGHT FIT

Check fit in standing, sitting and lying down. It should be comfortable in all positions.

Fit and adjust the girth strap of the harness first. Then adjust the chest and neck straps.



CHEST STRAP

NECK STRAP


BACK STRAP

GIRTH STRAP

Keep the harness loose enough that 2-3 flat fingers can easily go under the neck and girth straps.



Girth strap is behind the elbows, though NOT behind the rib cage.



USE THE CAMERA ON YOUR IPHONE OR A QR SCANNING APP TO SCAN THIS CODE.

